

Open Report on behalf of Andrew Crookham, Executive Director - Resources

Report to:	Executive
Date:	06 December 2022
Subject:	Corporate Plan Success Framework 2022/23 - Quarter 2
Decision Reference:	I025937
Key decision?	No

Summary:

This report presents an overview of performance against the Corporate Plan as at 30th September 2022. Detailed information on performance can be viewed on the Council's [website](#).

Recommendation:

That performance for 2022/23 as at 30 September 2022 be considered and noted.

Alternatives Considered:

No alternatives have been considered to recommendation 1 as it reflects factual information presented for noting and consideration.

Reasons for Recommendation:

To provide the Executive with information about how the Council is performing against the Corporate Plan.

1. Background

- 1.1 The County Council's Corporate Plan (CP) 2020-2030 sets out our priorities for local residents and communities. The Corporate Leadership Team (CLT) and Assistant Directors (ADs) have developed the Corporate Plan Success Framework (CPSF) 2020-2023. This identifies the developmental activities and Key Performance Indicators (KPIs) that would be undertaken during the first 3-year period of the 10 year CP in order to achieve the four ambitions outlined in the CP.

1.2 The CPSF was then further refined and agreed in late 2021 in light of the impact of COVID-19, to reflect emerging priorities; be more streamlined and focussed; demonstrate outcomes we are working to influence and enable strategic conversations in a broader strategic context. We also sought to improve the visualisation of the information.

1.3 The **four ambitions** for the Council are:

- Support high aspirations
- Enable everyone to enjoy life to the full
- Create thriving environments
- Provide good value council services

1.4 All of the four ambitions are 'progressing as planned'. This is based on both the key activities and KPIs.

1.5 This report provides the Executive with highlights of performance of the revised CPSF. The full range of performance is hosted on the Council's [website](#).

2.0 Performance Reporting.

2.1 For **Activities**, this includes those which are:-

- **Amber: "Progress is within agreed limits"** a current milestone is slightly behind but the Activity overall is still on plan.
- **Red: "Not progressing as planned"** the Activity is currently behind plan and work is being done to try to achieve the Objective or the Objective cannot be achieved.

Details of all activities reported in quarter 2, including those rated as **Green: "Progressing as planned"** are available in **Appendix A** and on the Council's [website](#).

2.2 For **KPIs**, this report includes those where an ambition (target) has been set against the KPI and the **ambition** has either-

- Exceeded (performed better than target and tolerance levels set)
- Been achieved (within the ambition and tolerance levels set)
- Not been achieved (outside of ambition and tolerance levels set)

2.3 The report also includes Contextual **KPIs** where there is not an ambition set but performance is either:

- Ahead of comparators such as similar authorities or national.
- Not where we would expect to be in relation to previous year's data, similar authorities or national comparators.
- Or where it is felt appropriate to raise it with the Executive.

A judgement has been agreed by the Executive Director on the measures to include in the covering report. All KPIs can be found on the Council's [website](#).

3.0 **Headline performance – Key activities**

3.1 Services have provided key milestones for each activity for 2022/23. Progress is an objective judgement by the service against the milestones.

3.2 To summarise, of the **39 activities** with milestones due to be reported in quarter 2, **100%** are rated as **Progressing as planned**.

39	Progressing as planned	Current milestone achieved and activity overall is expected to be achieved either on time or ahead of timescales.
0	Progress is within agreed limits	A current milestone is slightly behind but the activity overall is still on plan.
0	Not progressing as planned	Activity is currently behind plan and work is being done to try to achieve the objective or the objective cannot be achieved.
39		Overall performance of activities

Progressing
as planned
100%



Activities
10

Ambition
**Progressing
as planned**

Progressing
as planned
100%



Activities
7

Ambition
**Progress is
within
agreed
limits**

Progressing
as planned
100%



Activities
9

Ambition
**Progressing
as planned**

Progressing
as planned
100%



Activities
13

Ambition
**Progressing
as planned**

3.3 There are no key activities that are rated as Amber or Red this quarter.

4.0 Key Performance Indicators (KPIs)

4.1 Of those KPIs where an ambition (target) has been set, 22 can be compared with an updated position for quarter 2 reporting. It is important to recognise that the last 12 months have been extremely challenging and it is therefore very positive to see 73% of KPIs exceeding or achieving the ambition that was set:-

- **4 exceeded the ambition**

- PI 36: Household waste collected (kg per household) ★
- PI 39: Percentage of Household waste to landfill ★
- PI 64: Customers' level of satisfaction ★
- PI 70: Voluntary and community groups actively supported in Lincolnshire ★

- **12 achieved the ambition**

- PI 4: Percentage of 16-17 year olds not in education, employment or training ✓
- PI 10: Percentage of children with EHCPs in a mainstream setting ✓
- PI 14: Rate of children in care (per 10 000) ✓
- PI 15: Percentage of children in care living within a family environment ✓
- PI 16: Percentage of facilities rated as good or outstanding by CQC: ASC ✓
- PI 17: Percentage of working aged adults living in the community ✓
- PI 18: Percentage of older adults living in the community ✓
- PI 25: Percentage of people who remain at home 91 days after discharge ✓
- PI 32: Percentage of superfast broadband coverage in residential & business premises ✓
- PI 62: Percentage of identified high and medium risk businesses premises inspected under Fire Safety Order ✓
- PI 67: Percentage of eligible 2-year-olds who are in receipt of their Early Years Entitlement ✓
- PI 71: People supported who have accessed volunteer opportunities ✓

- **6 did not achieve the ambition**

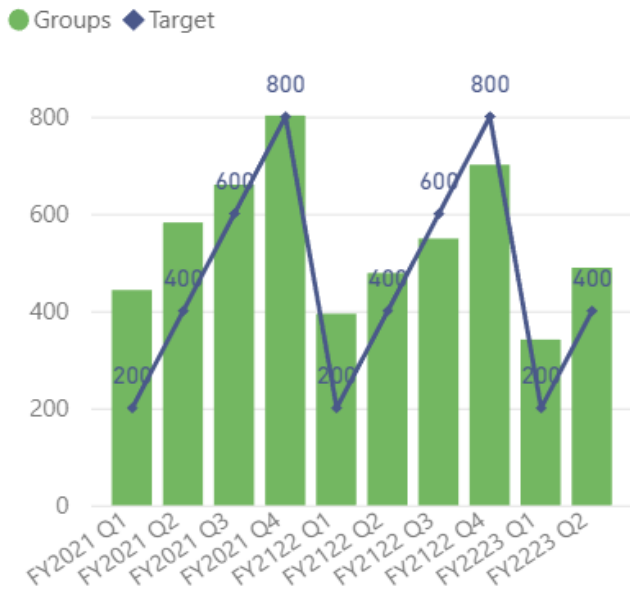
- PI 1: Percentage of schools that are judged good or outstanding ✗
- PI 2: Percentage of pupils in outstanding or good schools ✗
- PI 37: Recycling Rate (new national formula) ✗
- PI 38: Recycling at County Council owned Household Waste Recycling Centres ✗
- PI 43: Percentage of contacts resolved through early resolution ✗
- PI 44: Days lost to sickness absence per FTE ✗

These are set out below under each of the relevant ambitions.

4.2 Exceeded ambition

4.2.1 Enable everyone to enjoy life to the full

PI 70: Voluntary and community groups actively supported in Lincolnshire ☆



Provided support to a wide range of groups and organisations through the Volunteer Centres. Groups have accessed support with governance, funding advice, DBS checks and networking events and forums.

The Funding Ready training programme remains popular with 30 organisations supported through workshops and one-to-one support. Supported local groups and organisations to secure £116,351 external funding.

The Lincs Funding Advice Network continues to develop with 24 organisations and funders attending. The next Lincolnshire funding fayre is scheduled for December 2022.

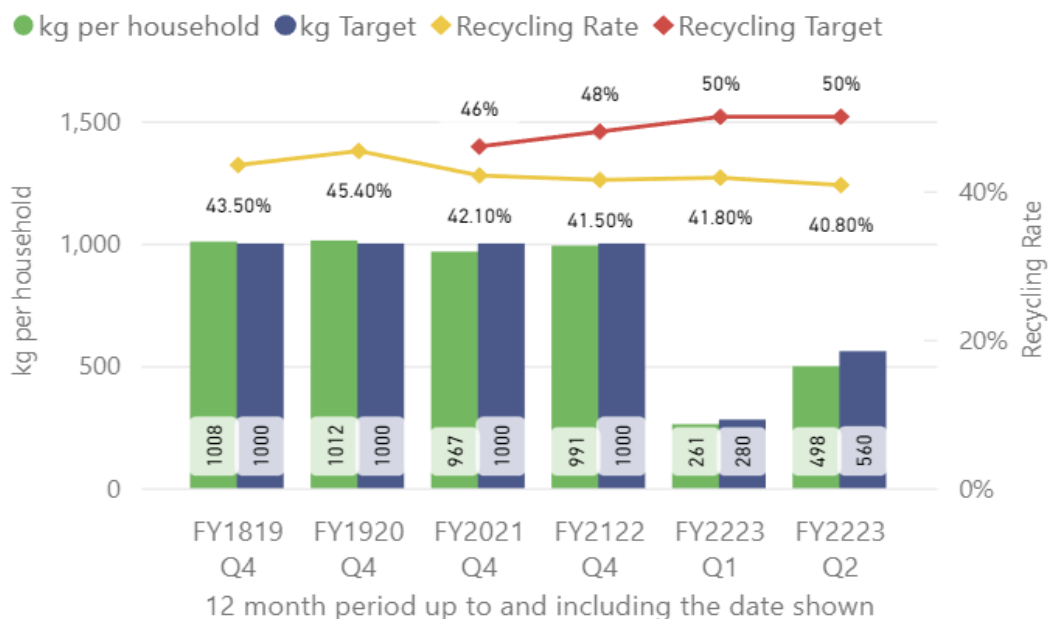
Providing support to several local charities that are providing support directly to Ukrainian Refugees, including Boxes of Hope and Sortified. The Lincolnshire Funding Portal remains popular and is being continuously improved and developed <https://lincolnshirevolunteering.org.uk/find-funding/>

The portal has four main sections:

- Funding Support – This outlines the group and funding support Voluntary Centre Services (VCS) can offer community groups and charities.
- Latest Funding News – gives details on any latest grants that have been released or grants that are nearing their deadline. This section feeds into our Newsletter.
- Funding Ready Workshops – gives details of our Funding Ready Workshops delivered via VCS and Lincolnshire Community & Voluntary Services. Please note that we are looking at refreshing these in the next few months.
- Find a Funder – This is the main page groups will use. This outlines details of some Funding Portals that groups can access and our funding table.

4.2.2 Create Thriving environments

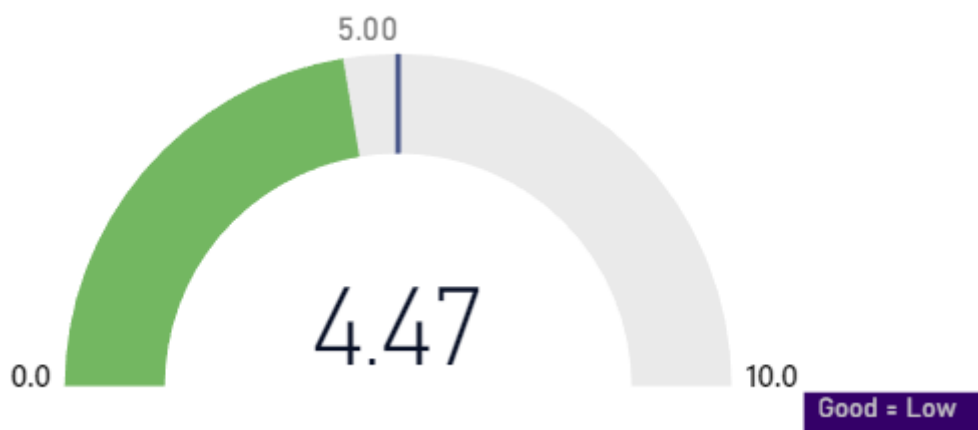
PI 36: Household waste collected (kg per household) ★



Good - low household waste with a high proportion recycled

This performance indicates that households are minimising the waste that they are disposing of which is in line with our waste strategy objectives.

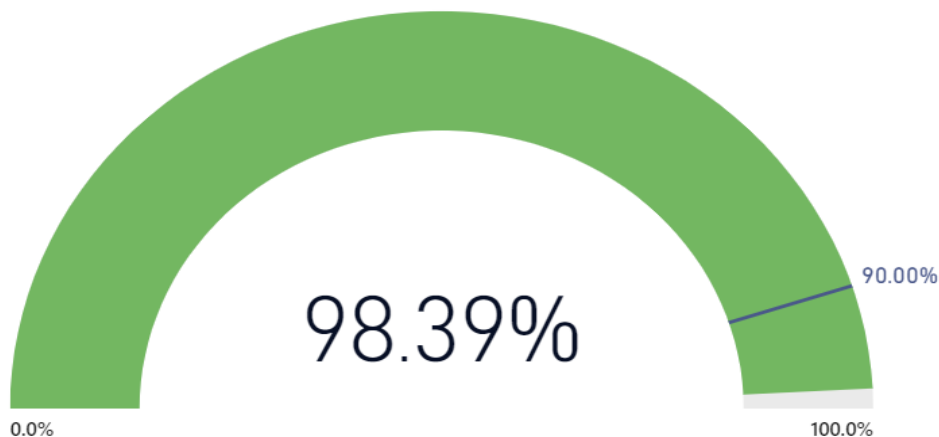
PI 39: Percentage of Household waste to landfill ★



Our forecast is currently below our target and is therefore showing that less household waste is making its way to landfill which is in line with our waste strategy objectives.

4.2.3 Provide good value council services

PI 64: Customers' level of satisfaction ★



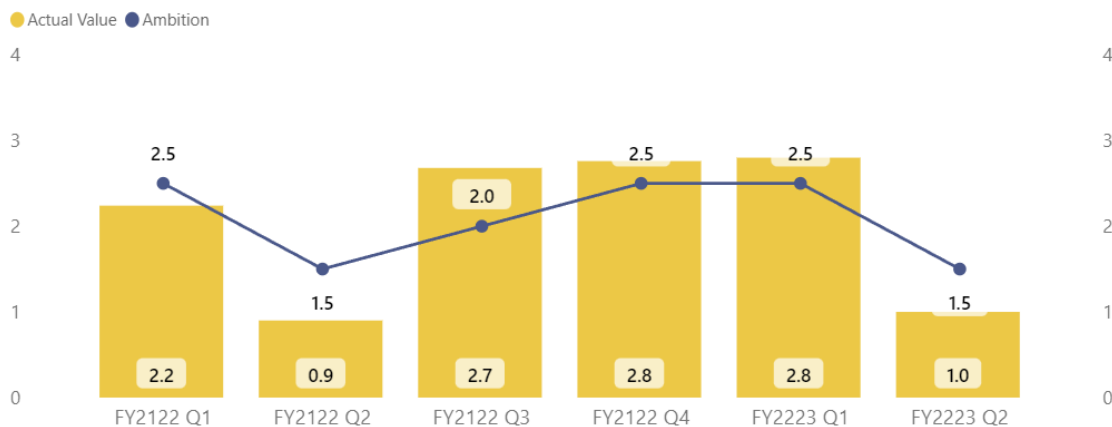
Good = high

The telephony system was upgraded in August. An unintended consequence is that there are some required contact centre functions not yet available which has led to slight inefficiencies and slightly longer waits for service over part of the period. Additionally, the annual 'back to school peak' in late August and early September sees an increase in the volume at the front door over a short period. Both of these had the potential to present challenges to the level of customer experience received. However, despite this potential, the level of service received by customers remained exceptionally high with customer expectations met and often exceeded.

4.3 Achieved ambition

4.3.1 Support High Aspirations

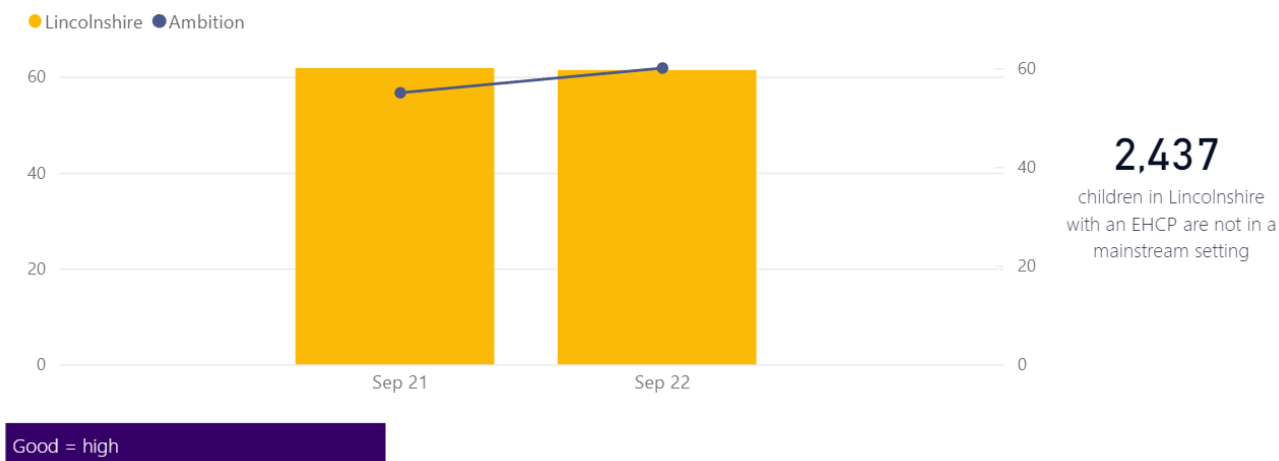
PI 4: Percentage of 16-17 year olds not in education, employment or training ✓



Good = low

Quarter 2 performance has achieved the target as was much the case last year. There is a lot of flux in the data at this time of the year as the situation for many of the pupils is being finalised due to the start of a new school/college year. It is expected that as the year progresses this figure will rise as profiled in the target.

PI 10: Percentage of children with EHCPs in a mainstream setting ✓

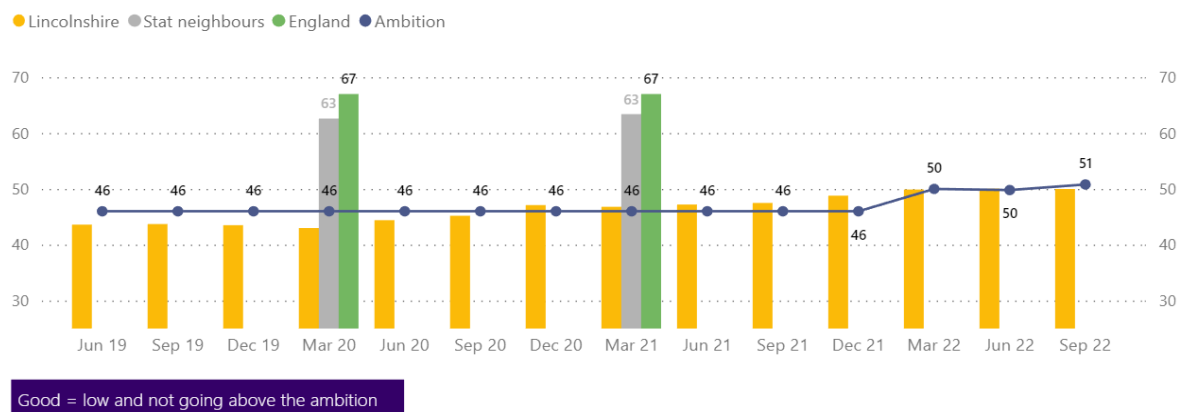


The number of children and young people with an Education, Health and Care Plan (EHCP) who are in mainstream education is 61.4% in quarter 2. This is 1.4% above target and reflects the continued efforts by all those who support young people with special educational needs. SEND system has focused on ensuring that the mainstream sector has practitioners with the skills and knowledge to be able to meet the wide range of needs of this cohort. This not only provides young people with SEND the opportunities to access a varied curriculum, but also provides capacity in specialist settings for those young people who require a higher level of support.

Please note, for consistency, all data shown has been amended to use the SEN2 Census submission rather than local Mosaic data. This means that the Sept 2021 figure has increased from 59% to 61.8%. SEN2 data will continue to be used going forward.

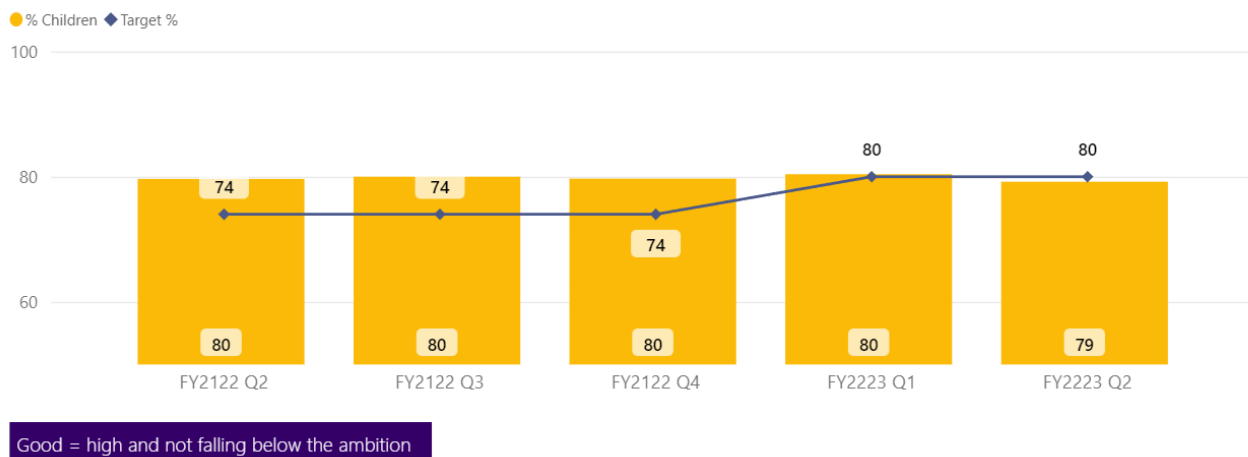
4.3.2 Enable everyone to enjoy life to the full

PI 14: Rate of children in care (per 10 000) ✓



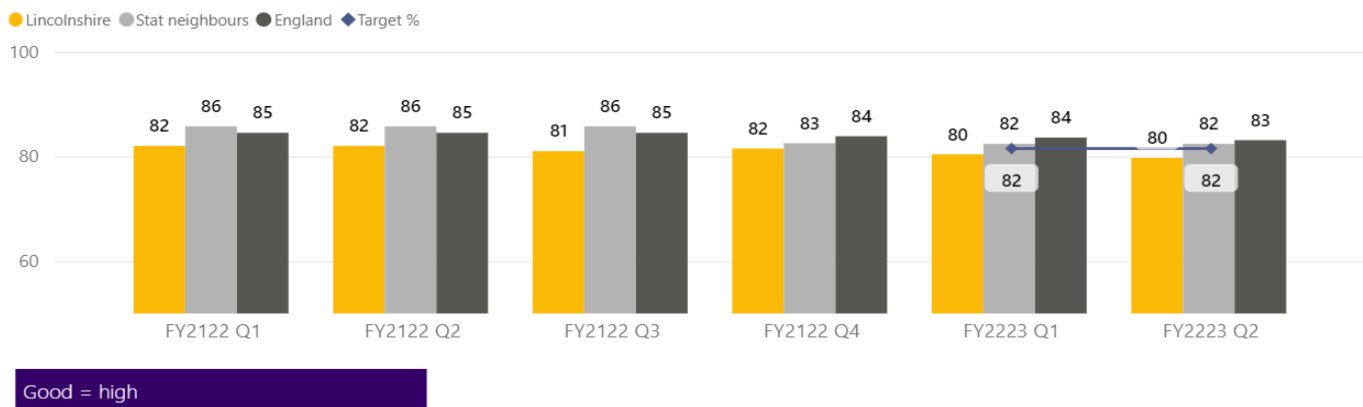
This measure continues to achieve (50); however, the target has been revised upward to 50.8 in comparison to recent years to take into account the effects of the National Transfer Scheme and the number of children in care per 10,000 remains at a relatively high level compared to recent years. However, in quarter 2 the number of CiC leavers has increased slightly above the number of CiC starters, so the rate per 10,000 has dropped a little of late. The recent growth in numbers is attributable to the Council’s safeguarding responsibilities and is partly attributable to the number of unaccompanied asylum-seeking children that have arrived as part of the new temporary mandated National Transfer Scheme. The expectation is that Lincolnshire will take a maximum of 103 children which equates to 0.07% of the general child population and therefore there continues to be a likely impact of growth going forward. Despite the recent growth and the potential for future increase there continues to be an emphasis on prevention from children coming into care and exit planning from the care system where it can be achieved. However, even with the increase, the Lincolnshire number of Children in Care (CiC) per 10,000 remains significantly below the most recent published figures both nationally and by our statistical neighbours (67 per 10,000 and 63.4 per 10,000 respectively as of 31st March 2021).

PI 15: Percentage of children in care living within a family environment ✓



The target for 2022-23 reporting has increased from 74% to 80% (with a tolerance range of 77%-82%), and therefore at 79.2%, this PI has achieved the increased target range. For many children in care, a family placement is deemed the most suitable means of offering care and maintaining children within their family networks. The Council continue to explore enabling children and young people to remain within their family or extended network if they cannot, for whatever reason, live with their parents.

PI 16: Percentage of facilities rated as good or outstanding by CQC: Adult Social Care ✓



The percentage of social care providers in Lincolnshire with a CQC rating of good or outstanding has dropped slightly since June 2022 to 79.7% but remains within the target tolerance. The number of registrations has increased by 1 from the previous quarter and we have seen 2 providers lose their good or outstanding rating. Performance across our comparator group has remained the same at 82.4%, but England overall has reduced to 83.1%.

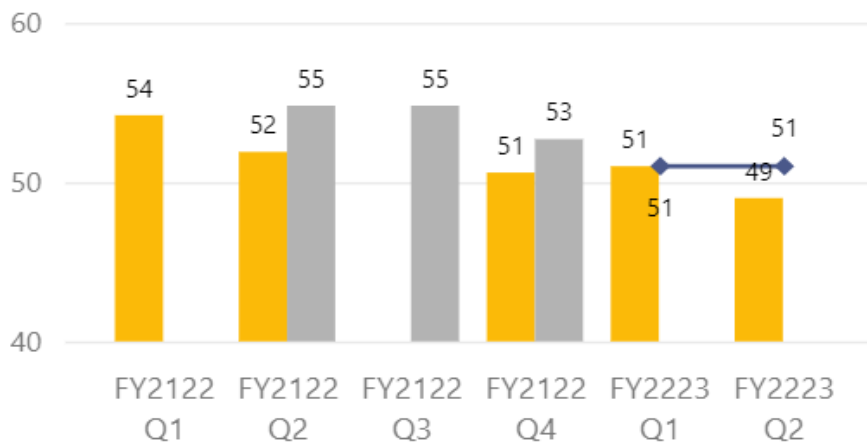
PI 17: Percentage of working aged adults living in the community ✓



The level of performance (80) is in line with the previous quarter and the target (80) has been achieved. Further improvement against this measure is largely dependent upon the development of additional community-based accommodation options suitable for a diverse range of needs. Whilst there is a significant investment in Extra Care housing for older people it is also important that a similar programme of investment is progressed for working age adults. This will help to maximise people’s independence and reduce reliance on residential and nursing care.

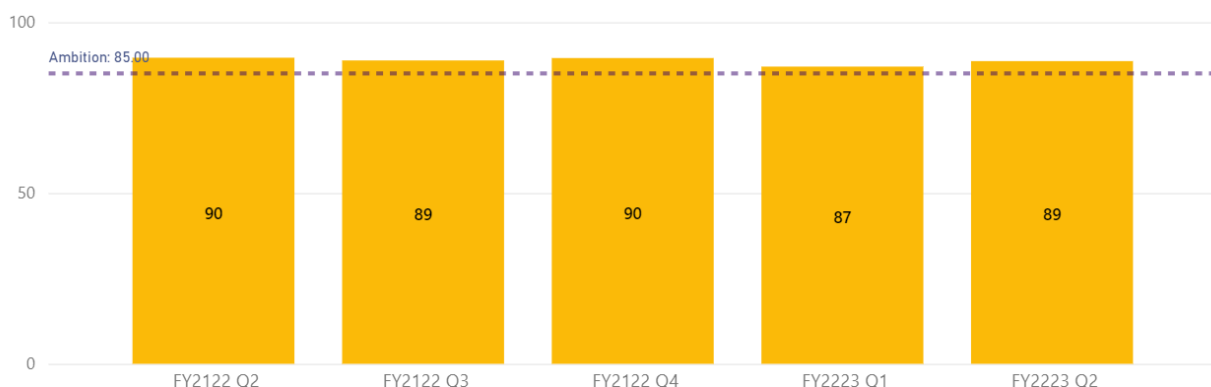
PI 18: Percentage of older adults living in the community ✓

● Lincolnshire ● Stat neighbours ◆ Target %



There are a number of reasons why fewer people are receiving support in community settings. Firstly, the number of people presenting to adult social care has decreased. Those who do present are benefitting from Initial Conversation process both at CSC and area teams with staff looking at other alternatives instead of council provided support at home. This includes aids and technology. The strengths-based approach has also been adopted across adult social care and this will also have resulted in less care being provided. The reablement service continues to support and maximise independence with customers with many needing no long term support at home. There have also been some issues with capacity within the prime provider market which has resulted in numbers of customers using an interim bed before going home often with reduced care and support.

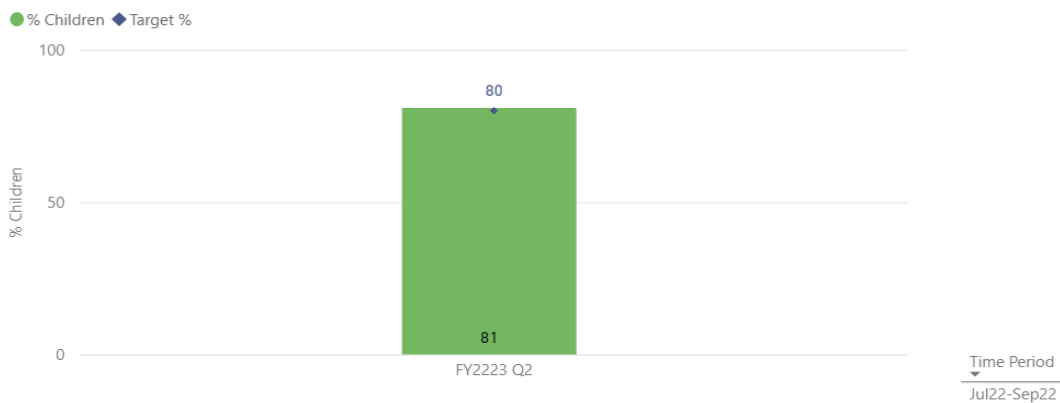
PI 25: Percentage of people who remain at home 91 days after discharge ✓



Good = high and achieving the ambition

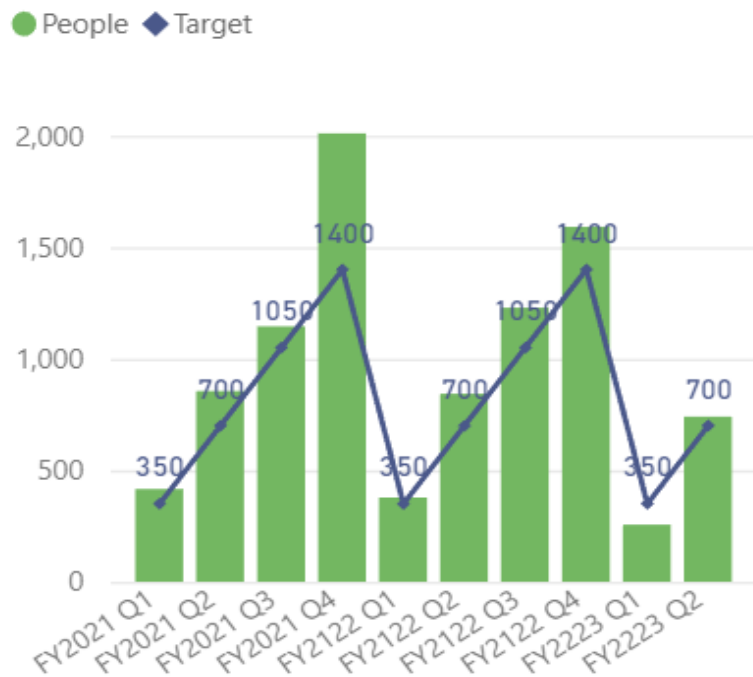
The target is being achieved which is positive, evidencing that people have received an appropriate assessment of their needs to ensure they remain at home following discharge from hospital. Of the 1555 episodes recorded as being at home, only 259 of these are at home receiving a long term support service (e.g. home care). Of the 200 clients not at home on the 91st day, 130 of these are now in residential care. Well done to Hospital and Community Teams for supporting people to remaining in the community!

PI 67: Percentage of eligible 2-year-olds who are in receipt of their Early Years Entitlement ✓



In quarter 2 the take up of those entitled to their 2-year-old early years entitlement was 80.9%, which achieved the target of 80%. The Early Years and Childcare Support team continues to work in collaboration with locality teams, health visitors and a wide variety of partners to share data to encourage families to access their entitlement and improve take-up. Our appointed outreach officer is also having a positive impact on this target.

PI 71: People supported who have accessed volunteer opportunities ✓



Overall numbers of volunteers have increased this quarter due to increased outreach activity across the County. There has been a significant increase in the number of volunteers accessing the online training provision. We also continue to see an increase in volunteers accessing face-to-face volunteers centre services.

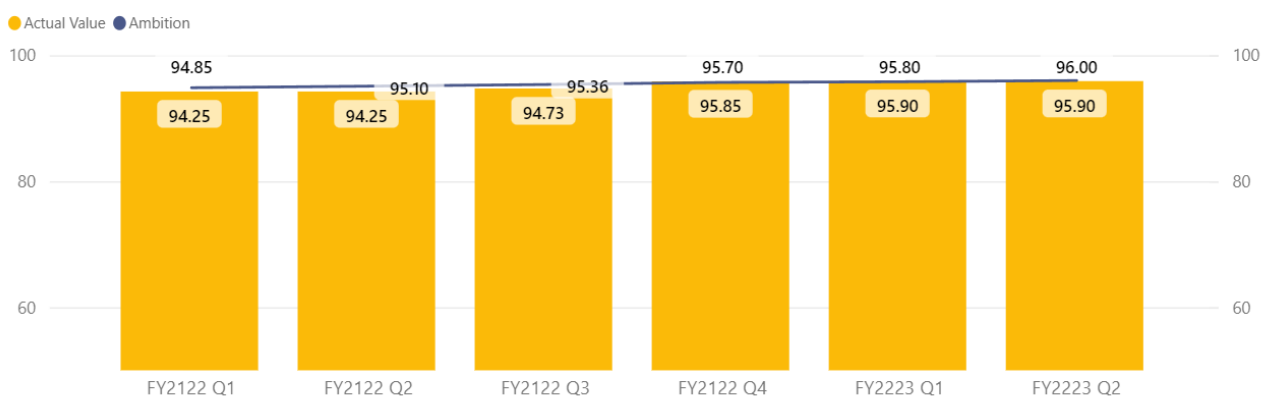
We are developing employer supported volunteering (ESV) and micro-volunteering opportunities as we recover from the Covid-19 pandemic.

We are supporting volunteers with additional support needs and continued development. We have received an increase in referrals for volunteers that require additional support to commence volunteering. We are reviewing how to introduce 'pre-volunteering' workshops/courses for those who are less confident to volunteer, which encourages confidence to take up volunteering.

The Volunteer Management training programme remains very popular with the November course already fully booked. Planning to increase face-to-face volunteering outreach over the coming months.

4.3.3 Create Thriving Environments

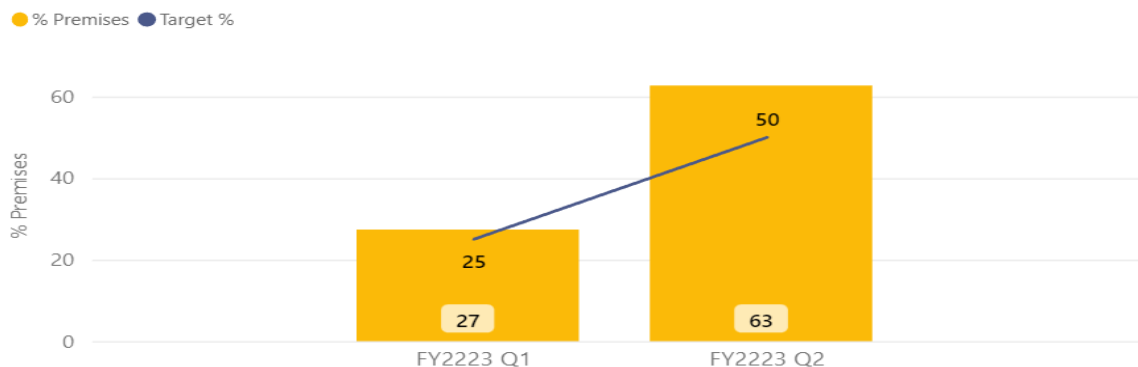
PI 32: Percentage of superfast broadband coverage in residential & business premises ✓



Good = high and achieving the ambition

Superfast broadband percentages continue to climb to within reach of the target value. However, it should be noted that there is a significant industry shift away from targeting Superfast to providing Gigabit capable speeds. Clearly, Superfast will be a given where Gigabit speeds are provided, but those providing Gigabit connectivity tend to focus on areas that already have Superfast provision. Nevertheless, the work we are carrying out through our broadband contract will provide the anticipated percentage of broadband

PI 62: Percentage of identified high and medium risk businesses premises inspected under Fire Safety Order ✓



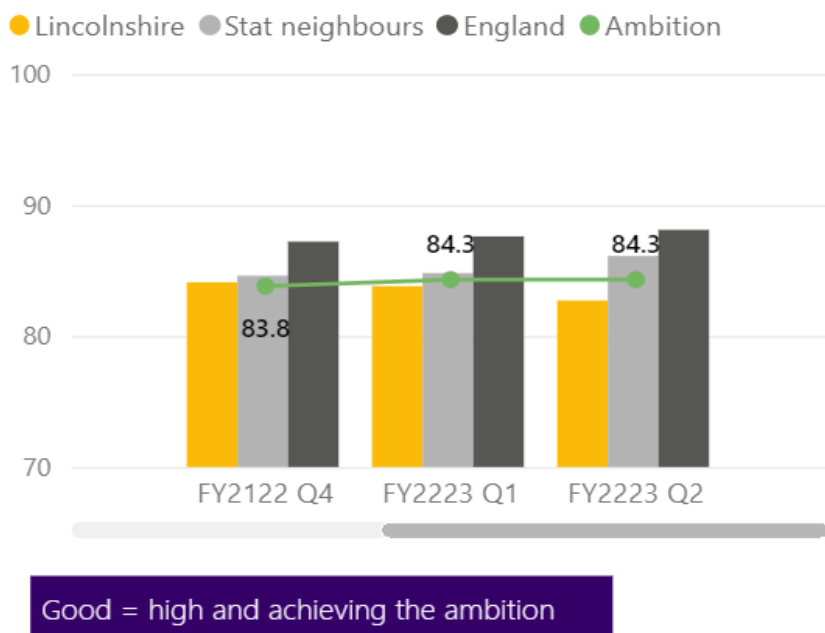
Good = high

At the end of Quarter 2 we are reporting that we are at 62.7% (426 completed against the total number of 679). We are ahead of schedule for completion. We continue to develop our new fire safety inspectors which will support increased capacity and we hope to have all new members fully trained in the new year.

4.4 Did not achieve ambition

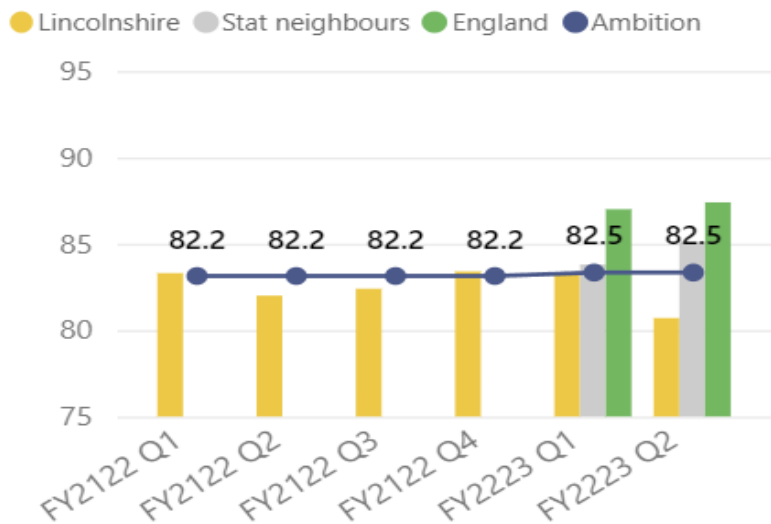
4.4.1 Support High Aspirations

PI 1: Percentage of schools that are judged good or outstanding ✖



At 82.7% the number of schools judged as good or outstanding has dropped below target. This can be seen to be due to the recent poor Ofsted judgements of 4 secondary academies. The data recognises the positive inspection outcomes in a growing number of our smaller maintained schools.

PI 2: Percentage of pupils in outstanding or good schools ✖

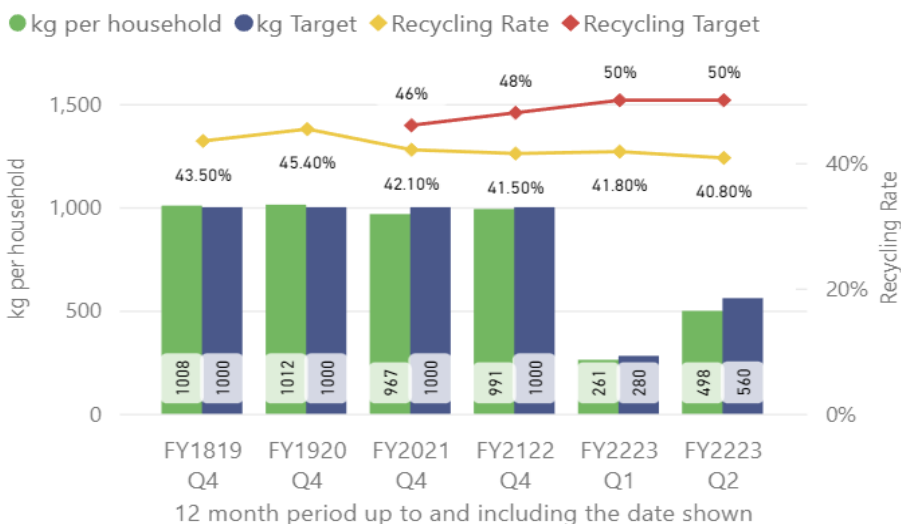


Good = high and achieving the ambition

The percentage of pupils in good and outstanding schools has dropped this quarter to 80.7%, this is because the Ofsted judgements for 4 secondary academies have fallen below good, which equates to 1964 additional pupils this quarter. The secondary schools have more pupils attend and so will have a bigger impact on the percentage of pupils attending good or outstanding schools.

4.4.2 Create Thriving Environments

PI 37: Recycling Rate (new national formula) ✖

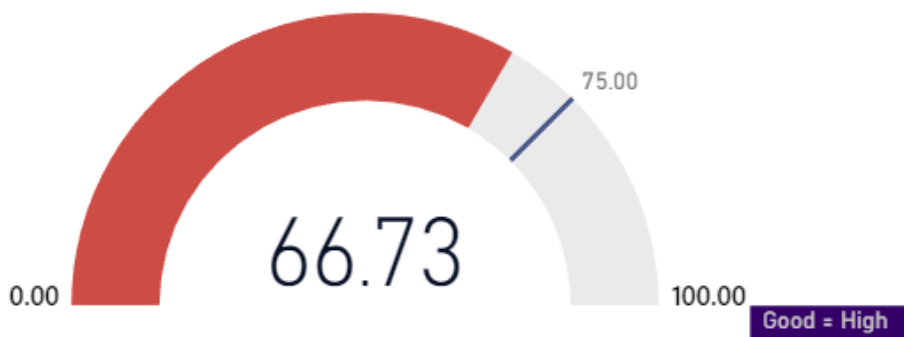


Good = low household waste with a high proportion recycled

The paper/card bin collection roll out has now been implemented in 3 of the 7 districts. This demonstrates an improvement in quality of both the separate collections of paper and card and the

remaining mixed dry recycling materials in these districts to date. This programme includes increased engagement and education countywide which is being delivered to primary schools and community groups which is being very well received.

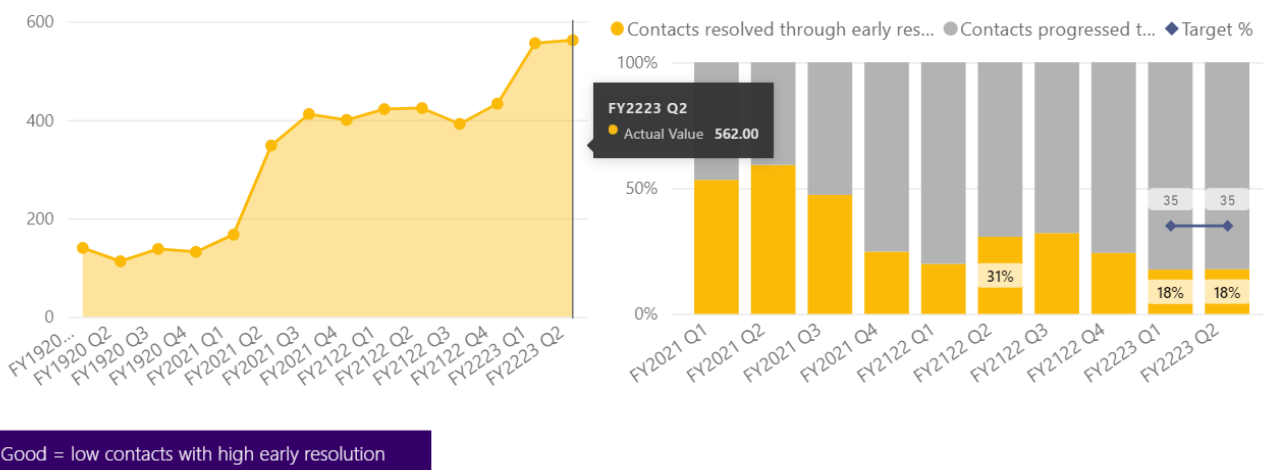
PI 38: Recycling at County Council owned Household Waste Recycling Centres (HWRC) *



Less material is being presented overall to waste recycling centres therefore this demonstrates households are disposing of less waste, which is in line with our waste strategy objectives. In addition, wood is now classed as recovery and not recyclable. This is due to the demand for wood for the power stations and loss of demand for the recycling market.

4.4.3 Provide Good Value Council Services

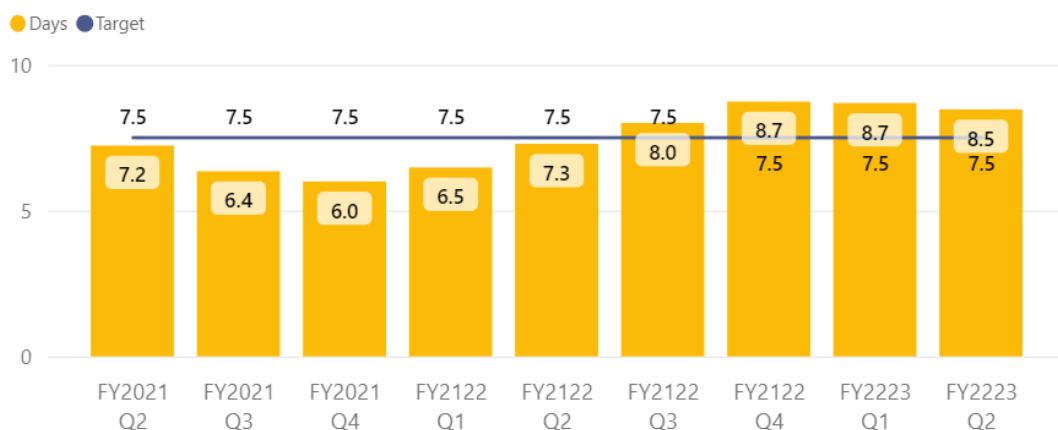
PI 43: Percentage of contacts resolved through early resolution *



Given that this quarter sees children returning to school, an increase has been seen in the number of complaints relating to educational transport. It should be noted that this increase is smaller than that seen in the same quarter of the previous year. Other high-volume areas remain similar to those seen in previous quarters; namely Highways repairs and EHCPs. Highways continues to receive a high number of cases where members of the public disagree with the intervention levels set out by the Local Authority. EHCP complaints centred mainly around delays in issuing plans and communication levels from workers. Quarter 2 has seen 82% of all contacts received enter the formal stage 1 complaints process.

The quarter has once again, seen a high number of contacts made with the Local Authority's Customer Relations Team. A total of 100 cases were resolved informally through Early Resolution. This equated to 18% of all contacts received. Place Directorate accounted for 79% of all Early Resolutions. These cases made up 19% of the contacts in this area, making this the highest level of Early Resolution achieved in any directorate. Early Resolution rate of 13% was achieved in Adult Care and 14% in Children's Services.

PI 44: Days lost to sickness absence per FTE ✖



Good = low sickness absence

In quarter 2 the days lost to sickness absence figure has continued to reduce from Q4 2021 (8.74) and Q1 2022 (8.69), however it is still above the 7.5 target. Covid-19 continues to impact on these figures. The number of days lost discounting Covid-19 absence would be 7.29, which is below the target.

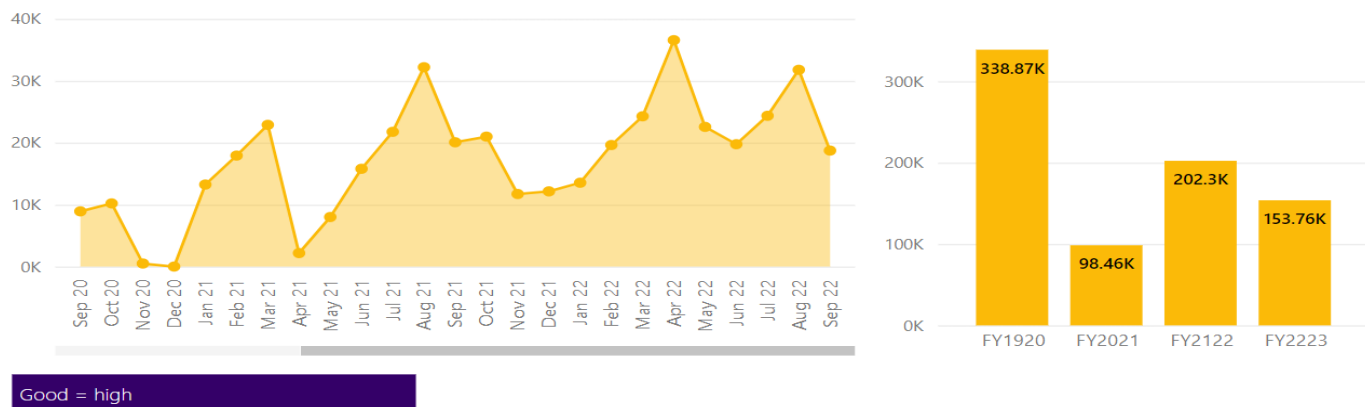
Please note: We are no longer reporting this PI with a 1 quarter lag and therefore the latest quarter is a provisional figure and subject to a tolerance of up to + 0.3 to account for late submissions.

4.5 Contextual KPIs

These are KPIs which do not have an ambition set but a rating has been agreed by the Executive Director. This rating therefore does not show on the Council website but instead shows as a contextual measure.

4.5.1 Support High Aspirations

PI 8: Visitors to heritage attractions ✓



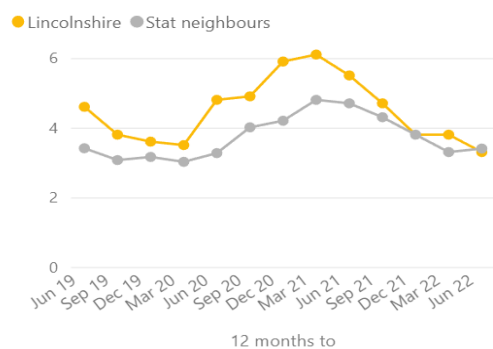
Quarter 2 has seen the successful return of our summer events programme across the Culture Service, welcoming 74, 866 visitors across our heritage sites between July and September, with an additional 180,000 visits to our Castle grounds.

Our events programme has provided the community with varied opportunities to engage with our cultural offer, from the interactive exhibition of ‘Microworld’ at the Collection, the return of ‘Steampunk’ exclusively to Lincoln Castle, and a range of fun-filled events for all to enjoy at the Museum of Lincolnshire Life, including ‘Meet the Victorians’ and ‘Lincolnshire Through The Wars’, both of which proved to be a success for visitors and enthusiasts alike!

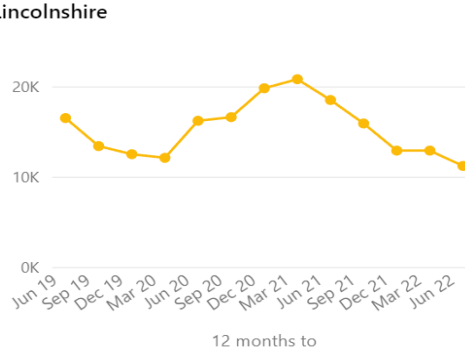
Quarter 3 will see the long-anticipated return of the Lincoln Sausage Festival at Lincoln Castle, showcasing the best Lincolnshire produce and providing an array of live entertainment and activities for visitors. The Collection Museum will be hosting a new exhibition ‘Best Art Vinyl Album Artwork Through The Ages’, exploring the fascinating history and inspiration behind some of the most iconic artworks, all complemented by material from Lincolnshire archives and local lenders. The Museum of Lincolnshire Life will be hosting a series of events, including the ‘Inns on the Edge’ exhibition, Victorian Autumn and a Halloween event for all to enjoy. Using intelligence from recent work that has focused on our audience development, we are careful to ensure that we curate and host exhibitions and events that complement not only our existing audience but continue to attract those who may not have previously engaged with our cultural venues.

PI 11: Percentage of people who are unemployed ✓

Percentage of people who are unemployed



Number of people who are unemployed in Lincolnshire



11,200

people in Lincolnshire are currently unemployed

4,000

disabled people are unemployed

3,300

young people aged 20-24 are unemployed

Good = low and below the national average

The number of people in unemployment in Lincolnshire reduced by 13% between March and June 2022. The current unemployment rate of 3.3% remains well below the national average of 3.9%.

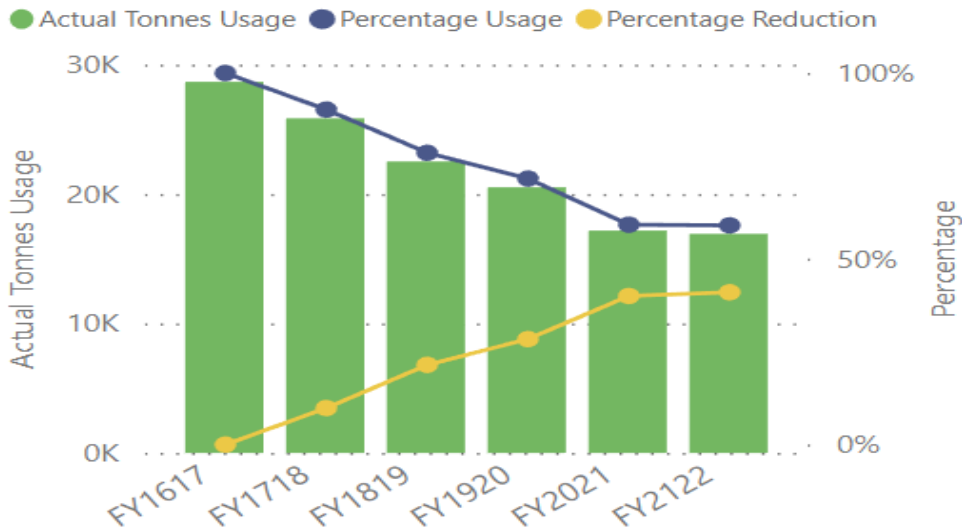
The unemployment rate of those who are classed as EA Core or work limiting disabled was estimated to be 5.1% in the year to June 2022. This is below the national rate of 6.7%.

Around 12% of 20-24 year olds in Lincolnshire are unemployed, which is above the national average of 8%. However the rate is trending in the right direction, with 33% fewer people in this age band classed as unemployed in June 2022 than the same time period in 2021.

Please note: The ONS data has been released for the previous quarter and the information has been included in the chart above.

4.5.2 Create Thriving Environments

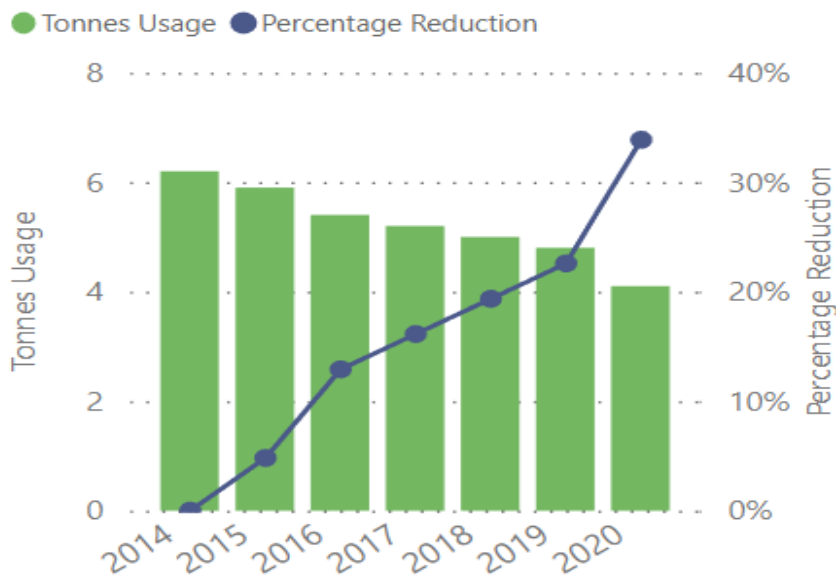
PI 26: Lincolnshire County Council's CO₂ emissions ✓



Good = low and reducing to net zero by 2050

2021/22 baseline figure is 16,938 tonnes of CO₂ which is a 1.4% reduction on the previous 2020/21 baseline of 17,182 tonnes of CO₂. The overall reduction from the 2016/17 baseline of 28,679 tonnes of CO₂ emissions is 41%.

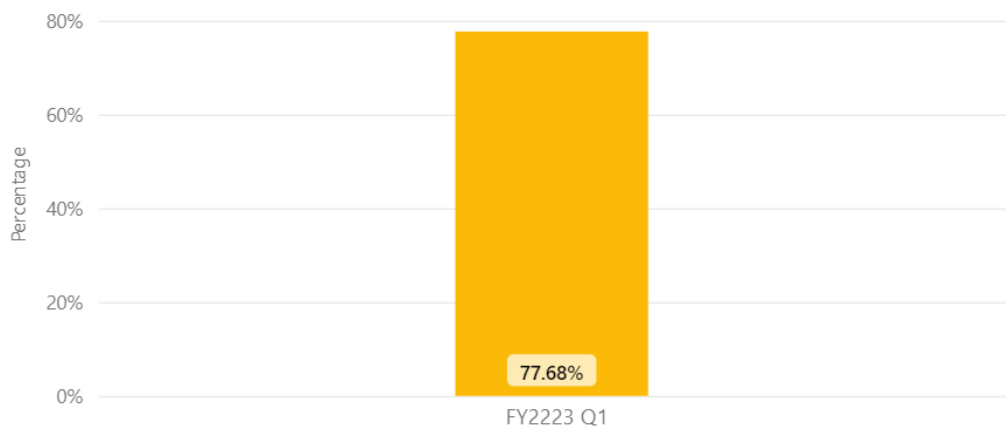
PI 27: Lincolnshire CO₂ Reductions ✓



The 2020 figure, which is a 2-year reporting lag, is 4.1 tonnes of CO₂ Per capita and is a 14.6% reduction on the 2019 figure of 4.8 tonnes of CO₂ Per capita in 2019.

Please note: The Performance Indicators for CO₂ emissions have been amended so that they reflect LCC's emissions and reductions, which are in accordance with the Green Masterplan and the Carbon Management Strategy.

PI 69: Overall Highway Service combined measure ✓

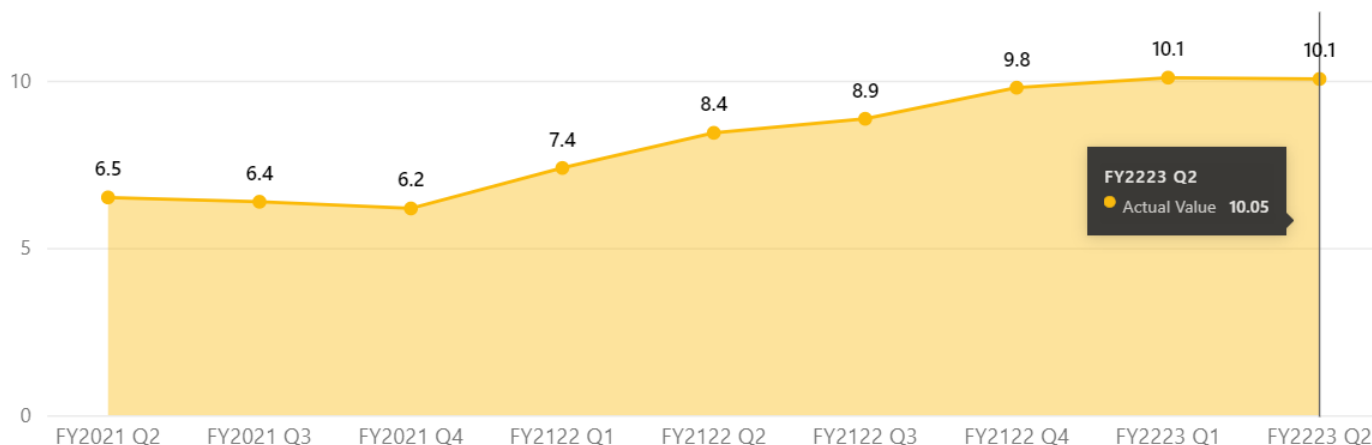


Good = high

The overall performance metrics for the Highway Service has risen from Q4 (January - March 2022). Significant gains have been made in relation to drainage cleansing within the Highway Works Term Service Contract and contractual notification timescales with the LCC Client indicators.

4.5.3 Provide Good Value Council Services

PI 58: Percentage of staff who voluntarily left LCC ✓



Good = low turnover

The 12 month voluntary turnover percentage has reduced slightly in quarter 2. Although turnover at around 10% is considered manageable, areas including IMT, Property, Commercial Services have turnover over 14%. The majority of vacant positions have been filled but the number of suitable applicants is low.

Please note: We are no longer reporting this PI with a 1 quarter lag and therefore the latest quarter is a provisional figure and subject to a tolerance of up to + 0.3 to account for late submissions.

4.6 Performance Indicators (PIs) that cannot be reported in Quarter 2

4.6.1 Due to a delay in the release of the Public Health Fingertips Data, the following PIs cannot be reported this quarter.

PI 19: Personal wellbeing estimates: *life satisfaction; worthwhile; and happy*

PI 20: Percentage of physically inactive – adults

PI 21: Percentage of physically active children and young people

PI 22: Excess weight – adults

PI 23: Excess weight – children

PI 24: Percentage of adults who smoke

PI 28: Percentage of deaths of those aged 30+ associated with air pollution

PI 40: Percentage of households in an area that experience fuel poverty

4.6.2 PI 60: Percentage of people who were asked what outcomes they wanted to achieve during an Adult Safeguarding enquiry. Safeguarding performance indicators (PIs) are being reviewed by the Executive Portfolio holder and Leader of the Council and it is expected the new PIs will be reported with effect from quarter 3.

4.6.3 PI 31: Crime count (ASB) - Data relating to Antisocial Behaviour is not available at present for Q2 reporting and this is unlikely to change for this reporting period. Therefore, percentages could not be calculated to provide comparison data for antisocial behaviour rates compared to the same reporting period in 2021.

2. Legal Issues:

Equality Act 2010

Under section 149 of the Equality Act 2010, the Council must, in the exercise of its functions, have due regard to the need to:

- Eliminate discrimination, harassment, victimisation and any other conduct that is prohibited by or under the Act.
- Advance equality of opportunity between persons who share a relevant protected characteristic and persons who do not share it.
- Foster good relations between persons who share a relevant protected characteristic and persons who do not share it.

The relevant protected characteristics are age; disability; gender reassignment; pregnancy and maternity; race; religion or belief; sex; and sexual orientation.

Having due regard to the need to advance equality of opportunity involves having due regard, in particular, to the need to:

- Remove or minimise disadvantages suffered by persons who share a relevant protected characteristic that are connected to that characteristic.
- Take steps to meet the needs of persons who share a relevant protected characteristic that are different from the needs of persons who do not share it.
- Encourage persons who share a relevant protected characteristic to participate in public life or in any other activity in which participation by such persons is disproportionately low.

The steps involved in meeting the needs of disabled persons that are different from the needs of persons who are not disabled include, in particular, steps to take account of disabled persons' disabilities.

Having due regard to the need to foster good relations between persons who share a relevant protected characteristic and persons who do not share it involves having due regard, in particular, to the need to tackle prejudice, and promote understanding.

Compliance with the duties in section 149 may involve treating some persons more favourably than others.

The duty cannot be delegated and must be discharged by the decision-maker. To discharge the statutory duty the decision-maker must analyse all the relevant material with the specific statutory obligations in mind. If a risk of adverse impact is identified consideration must be given to measures to avoid that impact as part of the decision making process.

The report presents performance against the ambitions and objectives set out in the Corporate Plan, many of which relate to people with a protected characteristic including young people, older people and people with a disability. It is the responsibility of each service when it is considering making a change, stopping, or starting a new service to make sure equality considerations are taken into account and an equality impact analysis completed.

Joint Strategic Needs Analysis (JSNA) and the Joint Health and Wellbeing Strategy (JHWS)

The Council must have regard to the Joint Strategic Needs Assessment (JSNA) and the Joint Health and Wellbeing Strategy (JHWS) in coming to a decision.

The report presents performance against the ambitions and objectives set out in the Corporate Plan many of which relate directly to achievement of health and wellbeing objectives.

Crime and Disorder

Under section 17 of the Crime and Disorder Act 1998, the Council must exercise its various functions with due regard to the likely effect of the exercise of those functions on, and the need to do all that it reasonably can to prevent crime and disorder in its area (including

anti-social and other behaviour adversely affecting the local environment), the misuse of drugs, alcohol and other substances in its area and re-offending in its area.

The Report presents performance against the outcomes and measures set out in the Corporate Plan some of which relate to crime and disorder issues.

3. Conclusion

This report presents an overview of performance against the Corporate Plan as at 30th September 2022. There is positive performance overall across all 4 corporate ambitions with both activities and KPIs performing well.

4. Legal Comments

The Executive is responsible for ensuring that the Executive functions are discharged in accordance with the Budget and Policy Framework of which the Corporate Plan is a part. This report will assist the Executive in discharging this function.

The recommendations are therefore lawful and within the remit of the Executive.

5. Resource Comments

Acceptance of the recommendation in this report has no direct financial consequences for the Council.

6. Consultation

a) Has Local Member Been Consulted?

N/A

b) Has Executive Councillor Been Consulted?

N/A

c) Scrutiny Comments

The Overview and Scrutiny Management Board (OSMB) is due to consider this report on 24 November 2022. Any comments of the Board will be reported to the Executive.

d) Risks and Impact Analysis

Any changes to services, policies and projects are subject to an Equality Impact Analysis.

The considerations of the contents and subsequent decisions are all taken with regard to existing policies.

7. Appendices

These are listed below and attached at the back of the report	
Appendix A	Full list of Quarter 2 Corporate Plan Activities

8. Background Papers

The following Background Papers within section 100D of the Local Government Act 1972 were used in the preparation of this Report:

Document title	Where the document can be viewed
Council report: Corporate Plan 11 December 2019	https://lincolnshire.moderngov.co.uk/ieListDocuments.aspx?CId=120&MId=5661&Ver=4
Executive report: Corporate Plan Performance Framework 6 October 2020	https://lincolnshire.moderngov.co.uk/ieListDocuments.aspx?CId=121&MId=5522&Ver=4
Executive report: Performance Reporting Against the Corporate Plan Success Framework 2021-2022 - Quarter 4	Agenda for Executive on Tuesday, 5th July, 2022, 10.30 am (moderngov.co.uk)
Executive report: Performance Reporting Against the Corporate Plan Success Framework 2022-2023 - Quarter 1	Agenda for Executive on Tuesday, 6th September, 2022, 10.30 am (moderngov.co.uk)

This report was written by Caroline Jackson, who can be contacted on caroline.jackson@lincolnshire.gov.uk.